

ONE BEAM.
MULTIPLE APPLICATIONS.

TEMPORARY ROOF & ALUMINIUM BEAMS

The Scafom-rux VECTA temporary roof and VECTA aluminium beams are **one system:** two beam depths, one set of accessories, and a **systemised method of work. Built to be redeployed** – roof after roof, project after project.

SIX CONFIGURATIONS.
ONE SET OF PARTS.



MONOPITCH
Shorter spans, common pitch of 15°.

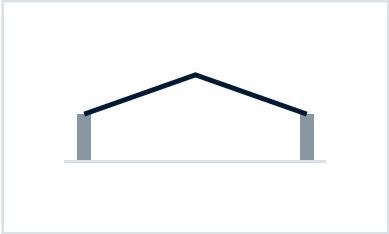

DUOPITCH
The most frequently used design, pitched at a ridge beam.

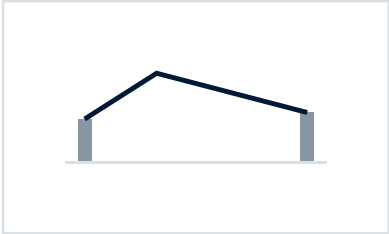

ASYMMETRIC
Unequal lengths for L- and H-shaped buildings, with staggered bays.

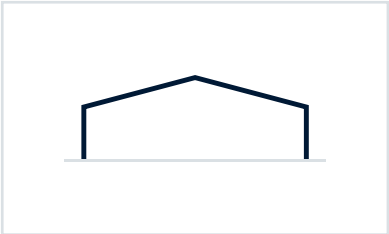

SHELTER
18° and 36° ridge beams form a portal frame — fewer lifts of untied scaffold.

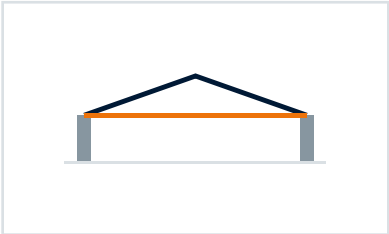

DUOPITCH + TIE BAR
Large spans and higher loads; reduces horizontal reactions at the supports.

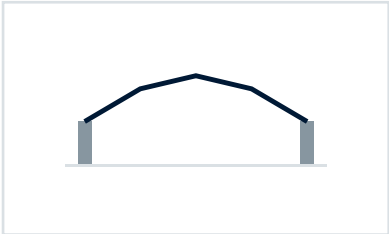

DOME
Multiple ridge beams form a mansard for very large spans and event structures.

WHERE VECTA **GOES TO WORK**

- **Temporary roofing** and full encapsulation
- **Industrial maintenance** and shutdown work
- **Bridge and viaduct** soffit access
- **Infrastructure**, rail and highways
- **Historic preservation** and refurbishment
- **Events** and temporary structures
- **Support and bridging** interfaces

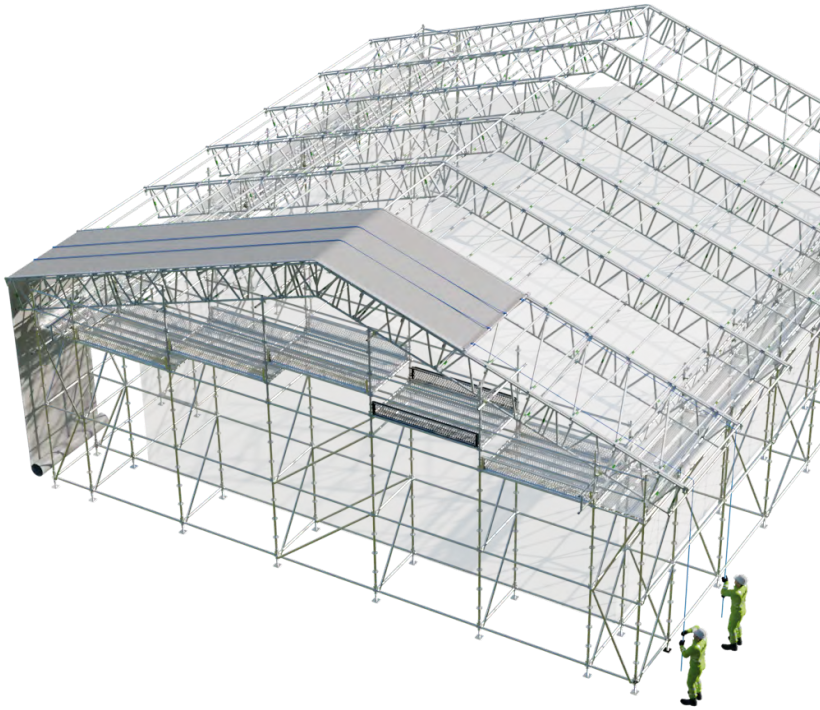

MAXIMISE ASSET UTILISATION.

Scaffolding equipment earns its keep only when it is working. Beam stock bought for a single application – one roof, one span, one project. **The question for a contractor is not only what a system can span, but how many different jobs the same beams can be sent out on.**

SINGLE-PURPOSE STOCK

Dedicated roofing beams cannot be **redeployed** to support work, bridging or access structures. **Utilisation** stays low and the investment **pays back slowly.**

SPAN AND SUPPORT

As clear spans grow, conventional beams need **intermediate support** inside the working area – and **horizontal reactions** at the supporting structure become the limiting factor.

TIME AT HEIGHT

Every connection that needs a **tool**, a **torque check** or a **second operative** adds time at height. **Weight, part** count and **handling** decide how fast a roof goes up.

WATER AT THE JOINTS

A temporary roof is judged on whether the space underneath stays dry. **Sheet keder joints** are where cover is most often lost, and **taping or secondary sealing** is time spent on the roof rather than under it.



STOCK THAT STACKS

All claw locating pins sit in the horizontal plane, so beams stack flat and handle without fittings getting in the way. **The brace claws carry a locator position that seats one brace on top of the next,** so bundles stay where they are put instead of sliding. How much a contractor can hold is decided in the yard as much as on site.

SHEETING IS PART OF THE SYSTEM

Most temporary roof packages leave the contractor to source sheeting from a third party – separate supplier, separate stock, separate fit.

VECTA sheeting, tracking and eaves components are specified and supplied as one system with the beams.

A BEAM PLATFORM
NOT A ROOF KIT.

VECTA is a **fully modular aluminium beam platform.** Both beam depths use the same braces, the same tracking and the same sheeting, so the roof you build today and the support structure you build next month **draw on one stock of minimal, multi-functional parts.**

SCAFOM-RUX VECTA TEMPORARY ROOF

- Scafom-rux VECTA Al Keder tracking
- Scafom-rux VECTA Al Horizontal Braces
- Scafom-rux VECTA Al Diagonal Braces
- Scafom-rux VECTA Eaves Bracket
- Scafom-rux VECTA Sheet Tensioning

Keder sheeting runs on tracking carried by the horizontal braces, closed and tensioned at the eaves.

SCAFOM-RUX VECTA ALUMINIUM BEAMS

- Scafom-rux VECTA 1330 Al Beam
- Scafom-rux VECTA 780 Al Beam

The 1330 carries a middle chord, so operatives can straddle the beam-line safely while installing braces and track. Both depths take the same accessories.

BEAM	DEPTH	AVAILABLE LENGTHS	WEIGHT
VECTA 1330 Al Beam	1330 mm	0.55 · 1.0 · 2.0 · 3.0 · 4.0 · 5.0 m	8.0–42.5 kg (0.55–4.0 m)
VECTA 780 Al Beam	780 mm	0.55 · 1.0 · 2.0 · 3.0 · 4.0 · 5.0 · 6.0 m	4.9–38.6 kg

Ridge beams, spigots, pins, tracking, roller braces, eaves brackets and tie-bar components complete the system. Weights for the 5.0 m VECTA 1330 on request.



SPANS UP TO 70 M BRACED THROUGHOUT.

The beam section is designed to **carry greater load in the same configuration**: longer clear spans as a roof, and heavier bearing duty when the same beams work into a scaffold. Load tables on request.

BEAMS AND BRACING

CONTINUOUS BRACING THROUGHOUT THE STRUCTURE

Horizontal braces link adjacent beams top chord to top chord at 1 m centres and bottom chord to bottom chord at 2 m centres. **Diagonal braces** add sectional stiffness between beam-lines; **plan braces** carry load from the horizontals down to the supports. Continuity runs through the whole roof.

TOOL-FREE CAM-CLAW CONNECTION SYSTEM

Braces **click into place by hand** – no tools, no hammering. If a pin does not engage, the beamlines are not square: misalignment shows itself immediately instead of being forced. Button nuts on the horizontals receive the sheet tracking, so bracing and sheeting share one interface. Button nuts and brace spring pins are **protected against galvanic corrosion**, so the aluminium-to-steel interface holds up across a service life of repeated deployment.

JOINTS THAT ARE NOT THE LIMITING FACTOR

Beams are joined with spigots and quick-release pins at both top and bottom chords. The joints are designed to suit the full working loads of the beam. **Connections are made at nodal locations** – the strongest points in a lattice – and **pin wires face upward so nothing unclips** when the beam-line is traversed.

LARGE SPANS, MANAGED REACTIONS

For large spans and increased loading, the duopitch-with-tie-bar configuration **reduces the horizontal reactions transferred into the supporting structure.** Tie bars are built from connection plates, tie-bar ends and standard tube or wire, **pinned with high-capacity locking pins.**

SHEETING

A **SHALLOW SHEET PROFILE** THAT CARRIES WATER

The keder tracking profile is **shallow for its duty**, and its base carries channels that **run water along the sheet line to the eaves** instead of holding it on the roof.

AN **EAVES BRACKET** INSTEAD OF AN EAVES BEAM

The eaves are formed by a **bracket in place of a dedicated eaves beam – one less beam type to own, store and lift into position.**

CLOSING THE **JOINT UNDER TENSION**

Sheet joints are where a temporary roof is most exposed. The keder tracking connection is closed by a **cam action that draws the joint tighter as it is fixed**, so **the keder tracking is pulled together at the connection** rather than simply butted.

TENSIONED **WITHOUT STRAPS**

Once the sheet is in position, **tensioning is done by the system itself – no ratchet straps to fit**, and none to re-tension bay by bay.

WWW.SCAFOM-RUX.US



TALK TO US ABOUT VECTA.
THEN PUT IT ON A PROJECT.

NEXT STEPS

- **Ask** for a system demonstration and handle the cam-claw connection
- **Send** us a span, a loading and a site – we will configure it
- **Book** a technical session for your engineers and supervisors
- **Talk** stock: how VECTA fits the equipment you already own

Every temporary roof must be designed and certified by an appropriately qualified temporary works engineer, and the forces exerted on the supporting structure verified. **Only trained and competent operatives should erect, modify or dismantle the system.**

SCAN FOR THE VECTA SYSTEM PAGE

SCAFOM-RUX NORTH AMERICA - LA PORTE
500 South 16th St.
La Porte, TX 77571 USA
T. (281) 470-7223

SCAFOM-RUX NORTH AMERICA - ETOBICOKE
35 Precision Road, Etobicoke,
ON M9W 5H3 Canada
T. (905) 494-1703

scafom-rux